

# SMART Medical Clearance Form

	No*	Yes	Time Resolved
<b>S</b> uspect <u>New Onset</u> Psychiatric Condition? .....	1		
<b>M</b> edical Conditions that Require Screening? .....	2		
Diabetes (FSBS less than 60 or greater than 250) .....			
Possibility of pregnancy (age 12-50) .....			
Other complaints that require screening .....			
<b>A</b> bnormal: .....	3		
<b>Vital Signs?</b>			
Temp: greater than 38.0°C (100.4°F) .....			
HR: less than 50 or greater than 110 .....			
BP: less than 100 systolic or greater than 180/110 (2 consecutive readings 15 min apart) .....			
RR: less than 8 or greater than 22 .....			
O <sub>2</sub> Sat: less than 95% on room air .....			
<b>Mental Status?</b>			
Cannot answer name, month/year and location (minimum A/O x 3) .....			
If clinically intoxicated, HII score 4 or more? (next page) .....			
<b>Physical Exam (unclothed)?</b> .....			
<b>R</b> isky Presentation? .....	4		
Age less than 12 or greater than 55 .....			
Possibility of ingestion (screen all suicidal patients) .....			
Eating disorders .....			
Potential for alcohol withdrawal (daily use equal to or greater than 2 weeks) .....			
Ill-appearing, significant injury, prolonged struggle or "found down" .....			
<b>T</b> herapeutic Levels Needed? .....	5		
Phenytoin .....			
Valproic acid .....			
Lithium .....			
Digoxin .....			
Warfarin (INR) .....			

\* If ALL five SMART categories are checked "NO" then the patient is considered medically cleared and no testing is indicated. If ANY category is checked "YES" then appropriate testing and/or documentation of rationale must be reflected in the medical record and time resolved must be documented above.

Date: \_\_\_\_\_ Time: \_\_\_\_\_ Completed by: \_\_\_\_\_, MD/DO  
 Signature Print

## List of Abbreviations






A/O x 3 .....	Alert and Oriented x 3 (person, place and time)
FSBS .....	Finger Stick Blood Sugar
HII Score .....	H-Impairment Index Score
INR .....	International Normalized Ratio
O <sub>2</sub> Sat .....	blood oxygen saturation

## H-Impairment Index (HII Score)

Time	0)	1)	2)	3)	4)
<b>Gross Motor Function</b>					
Unable to cooperate; cannot sit up	4	4	4	4	4
Can sit up, but unsteady	3	3	3	3	3
Can sit up steadily	2	2	2	2	2
Can stand and walk, but unsteady	1	1	1	1	1
Can stand and walk steadily	0	0	0	0	0
<b>Mentation and Speech</b>					
Unable to cooperate; unintelligible speech/moans	4	4	4	4	4
Slurred speech; does not make sense	3	3	3	3	3
Slurred speech; answers some questions	2	2	2	2	2
Imperfect speech; answers most questions	1	1	1	1	1
Baseline speech; lucid and appropriate	0	0	0	0	0
<b>Tracing Curve</b>					
Unable to participate	4	4	4	4	4
Makes mark on paper	3	3	3	3	3
Traces mostly out side of line	2	2	2	2	2
Traces mostly inside lines	1	1	1	1	1
Traces curve perfectly	0	0	0	0	0
<b>Nystagmus</b>					
Unable to participate	4	4	4	4	4
Profound nystagmus / can't follow finger with eyes	3	3	3	3	3
Moderate nystagmus/ follows finger for short distance only	2	2	2	2	2
Minimal nystagmus/follows finger with eyes whole time	1	1	1	1	1
No nystagmus/ follows finger with eyes whole time	0	0	0	0	0
<b>Finger to Nose Testing</b>					
Unable to participate	4	4	4	4	4
Grossly unsteady/misses targets	3	3	3	3	3
Unsteady and inaccurate/barely touches targets	2	2	2	2	2
Steady/ touches targets, but inaccurate	1	1	1	1	1
Steady/ accurately touches targets	0	0	0	0	0
<b>Total Score</b>					
<b>Health Care Provider Initials</b>					

## Scoring Reference



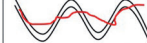


**Gross Motor Function**

Unable to cooperate; cannot sit up		4
Can sit up, but is unsteady		3
Can sit up and is steady, but cannot stand		2
Can stand or walk, but is unsteady		1
Can stand and walk and is steady		0






**Mentation and Speech**

Unable to cooperate; unintelligible speech or only moans	4
Slurred speech; does not make sense	3
Slurred speech; answers few questions appropriately	2
Imperfect speech; answers most questions appropriately	1
Normal or Baseline speech; Conversive and appropriate	0






**Tracing Curve**

Unable to participate		4
Makes mark on paper		3
Traces mostly out side of line		2
Traces mostly inside lines		1
Traces curve perfectly		0

**Nystagmus**


Unable to participate		4
Profound nystagmus; unable to follow finger with eyes		3
Moderate nystagmus; only follows finger with eyes for short distance		2
Minimal nystagmus; follows finger with eyes whole time		1
No nystagmus; Follows finger with eyes whole time		0

**Finger to Nose Testing**

Unable to participate		4
Grossly unsteady; Misses finger to target		3
Unsteady; Inaccurate/barely touches target		2
Steady; Inaccurate but touches target		1
Steady; Accurate finger to target		0

# Tracing Curve

Time:



---

---

---

---

---

---